


# PIERRE

63668



Effective: 10/22/2020

## Sectional pieces:



- 1. Frame:**  
Consists of hardwood and top-grade 3/4" plywood, metal frame seat
- 2. Legs:**  
Standard metal leg - F1K
- 3. Lower suspension:**  
No-sag springs
- 4. Seat:**  
Coil springs encased in high density polyurethane foam and dacron
- 5. Back suspension:**  
Elastic webbing
- 6. Back:**  
Foam and dacron

### F1K



**Additional information:**  
Contrast stitching available.  
Please refer to samples.  
Two-tone combinations not available.



**N 70R\* raf**  
one arm loveseat w/  
28" seats  
63/39/31/18\*



**N 70L\* laf**  
one arm loveseat w/  
28" seats  
63/39/31/18\*



**N 80R raf**  
one arm sofa w/ 31" seats  
71/39/31/18



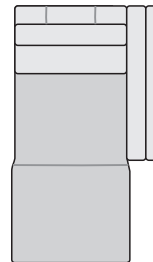
**N 80L laf**  
one arm sofa w/ 31" seats  
71/39/31/18



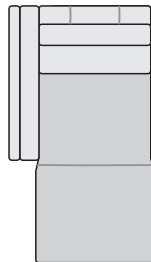
**EG 80R\* raf**  
bumper wedge with  
corner pillow w/ 31" seat  
39/91/31/18\*



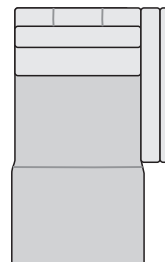
**EG 80L\* laf**  
bumper wedge with  
corner pillow w/ 31" seat  
39/91/31/18\*



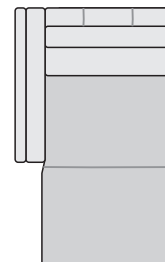
**K 70R raf**  
one arm chaise  
w/ 31" seat  
36/64/31/18



**K 70L laf**  
one arm chaise  
w/ 31" seat  
36/64/31/18



**K 80R\* raf**  
one arm chaise  
w/ 31" seat  
40/64/31/18\*



**K 80L\* laf**  
one arm chaise  
w/ 31" seat  
40/64/31/18\*

All measurements are approximate: width/depth/height/seat height.  
Seat depth 22", arm height 25", arm width 7".  
Line drawings are in 1/4" scale.



W.SCHILLIG

See next page.


# PIERRE

63668



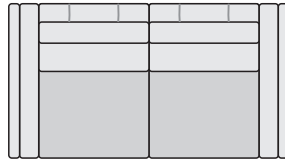
Effective: 10/22/2020

## Freestanding pieces:



- 1. Frame:**  
Consists of hardwood and top-grade 3/4" plywood, metal frame seat
- 2. Legs:**  
Standard metal leg - F1K
- 3. Lower suspension:**  
No-sag springs
- 4. Seat:**  
Coil springs encased in high density polyurethane foam and dacron
- 5. Back suspension:**  
Elastic webbing
- 6. Back:**  
Foam and dacron

### F1K



**N 70\***  
loveseat w/ 28" seats  
70/39/31/18\*



**N 80\***  
two seat sofa w/ 31" seats  
78/39/31/18\*



**G 70\***  
ottoman  
28/24/31/17\*



**G 140\***  
large ottoman  
56/24/31/17\*



**U 43**  
pillow  
16/16/5

**Additional information:**  
Contrast stitching available.  
Please refer to samples.  
Two-tone combinations not available.



W.SCHILLIG

All measurements are approximate: width/depth/height/seat height.  
Seat depth 22", arm height 25", arm width 7".  
Line drawings are in 1/4" scale.