

[bonnie]

Room for development.

The most striking feature of [bonnie] is the **cuddly corner**, which takes our comfort to a new level once again. But [bonnie] has even more to offer - the integrated **seat depth adjustment**. The striking tuck on the outer edge of the cushions underlines the overall picture. The side panels can be optionally adjusted and can create more individuality in the world of comfort.



Cover: W82/34 dijon

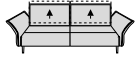


Sofas



NL75
large sofa with seat depth adjustment

84/40/33/17
armp. adj. twice = SV2
(surcharge)



NL85
large sofa with seat depth adjustment

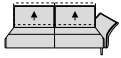
92/40/33/17
armp. adj. twice = SV2
(surcharge)

Elements with armpart right



NL75R
large sofa with armpart with seat depth adjustment

72/40/33/17
single armpart fct. = SV1
(surcharge)



NL85R
large sofa with armpart with seat depth adjustment

80/40/33/17
single armpart fct. = SV1
(surcharge)

End elements right



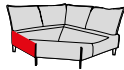
MG11R
element with ottoman with seat depth adjustment

45/39/33/17



KL85R
one arm chaise with seat depth adjustment

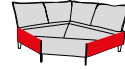
47/64/33/17
single armpart fct. = SV1
(surcharge)



W130R
cuddly corner without seat depth adjustment deliv. separated

62/62/33/17

Corner elements



W130K
cuddly corner middle without seat depth adjustment deliv. separated

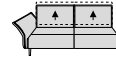
62/62/33/17



EL
pointed corner without seat depth adjustment

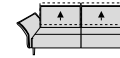
44/44/33/17

Elements with armpart left



NL75L
large sofa with armpart with seat depth adjustment

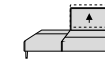
72/40/33/17
single armpart fct. = SV1
(surcharge)



NL85L
large sofa with armpart with seat depth adjustment

80/40/33/17
single armpart fct. = SV1
(surcharge)

End elements left



MG11L
element with ottoman with seat depth adjustment

45/39/33/17



KL85L
one arm chaise with seat depth adjustment

47/64/33/17
single armpart fct. = SV1
(surcharge)



W130L
cuddly corner without seat depth adjustment deliv. separated

62/62/33/17

Ottomans & accessories



G100
large ottoman

Z
base leg

38/20/16

Flexible seat depth

Every sofa, MG11R/L and KL85R/L have a movable back support for some centimeters backwards to extend the seat depth. Also the total depth changes.

**Flexible armparts**

The armparts are foldable and fitted with notch function for a surcharge. Item no. = SV1, SV2.

**Metal colors for legs**

All legs can be ordered in glossy chrome or black finish. Please specify the desired look with your order.

**Contrasting thread**

In some leather and fabric colours this model can be supplied with a contrasting-coloured thread, at no surcharge.

**Simply nice**

The discreetly used, striking tuck at the outside edges of the upholstery provides a unique look.

**Order information****Back sides of sofas:**

All pieces are genuinely upholstered at the back.

Positioning diagram:

Please send us a positioning diagram, depending on the many different variations available. We have marked the connecting sides in red for some elements in the type guide.

Base leg Z:

If elements and sofas with or without an arm part are to be attached directly to elements or sofas with or without an arm part, a base leg Z is required. The base leg must be ordered separately. See price list.

Connecting sides:

For a surcharge, the connecting sides can be supplied in the original cover instead of stretch fabric.

Seam appearance:

Decorative, felled or double seams may appear different in fabric and leather versions. For manufacturing reasons, seams may be left out of the fabric version or replaced with simple seams.

Contrasting thread:

This model is available in leather and some fabric colours with contrasting colour thread on request at no extra charge. You will find the specified colours on the cover sheet of the individual leather qualities in our fabric/leather trolley. Please always state the contrast thread number, otherwise it will be delivered tone in tone.

All of the dimensions given are approximate dimensions in cm. We reserve the right to make changes. Dimensions are given as follows: width/depth/height/seat height. The measures depend on arm parts without function for surcharge.

Seat depth: approx. **25 in**

Seat depth with function: approx. **32 in**

Armpart height with function: approx. **27 in**

Overall depth sofas, with rear back: approx. **44 in**

Recommended space to the wall: approx. **6 in**

Armpart width fixed version: approx. **12 in**

Armpart height fixed version: approx. **24 in**

Armpart width with function full down: approx. **15 in**

Armpart height with function full down: approx. **20 in**

Armpart width with function full up: approx. **9 in**

Armpart height with function full up: approx. **27 in**

Especially loose-fitting upholstery:

The upholstery of this model has intentionally been made especially loose to create a certain visual effect. The especially loose-fitting upholstery is characterized by an extremely soft surface. When being delivered, the cover shows a distinctive wave formation, which design- and constructionwise is being desired and can get more by usage. It is not a quality defect but a model-specific characteristic.

Cozy corners W...:

The big cozy corners are delivered as an "disassembled article" due to their oversize. The delivery includes 1 seat part and 4 back parts as well as the legs and the assembly material. Assembly instructions are enclosed.

Order checklist

- Structure and cover
- Flexible arm parts (surcharge)
- Metal colour for legs
- Ottomans
- Contrasting thread
- Positioning diagram
- Base leg Z

Upholstered furniture frame structure

- 1. **Frame** – beech wood structure; back: metal construction
- 2. **Seat suspension** with permanently elastic wave springs
- 3. **Seat upholstery structure** – spring core with diolen cover incorporated into ergo-PUR-foam
- 4. **Back suspension** due to upholstery strap
- 5. **Back upholstery structure** of ergo-PUR-foam with diolen cover



Upholstered furniture made with passion.

Your model is the product of German design and engineering. The family-owned company W.SCHILLIG has more than 70 years' experience of technical skill, trend-setting ideas, attractive design and know-how from Germany. The result is upholstered furniture that guarantees first class comfort and attention to detail. We keep sustainability and protection of resources in mind when choosing the materials we use.



The RAL quality mark for furniture stands for the certain knowledge that this is a non-hazardous piece of furniture of reliably high quality and with an attractive design. The Deutsche Gütegemeinschaft Möbel makes sure of this with numerous tests. Inspections also safeguard the testing system.



The highest European accolade for systematic, in-house, environmental management. Improvement of environmental protection services.

Legs



metal leg, diff. metal col.

Metal colours:

The leg is available in different metal colours. Please indicate when ordering.

Powder-coated:

The colour M99 black is powder-coated.

Legs and floor protection:

In case of very slender furniture legs with deliberately filigree shapes and with small surfaces, it comes to a raised pressure on the floor. We recommend felt pads or another suitable mat as protection for scratches and pressure points in connection with sensitive and/or soft floors. Even if you barely move the furniture, it can be helpful to have a carpeted floor.

F Y1

Available metal colours



high-gloss chr. M20 black M99

www.schilligusa.com

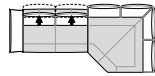


bonnie - living room examples



Cover: T88/23 silver grey

corner combination
NL 75L li - W 130R re

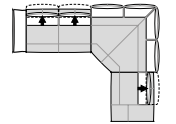


134x62



Cover: Z75/49 sand

corner combination
NL 75L li - W 130K - MG 11R re

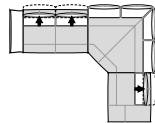


134x107



Cover: T88/23 silver grey

corner combination
NL 75L li - W 130K - MG 11R re

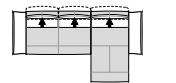


134x107



Cover: Z75/95 anthracite

corner combination
NL 75L laf - KL 85R raf



119x64