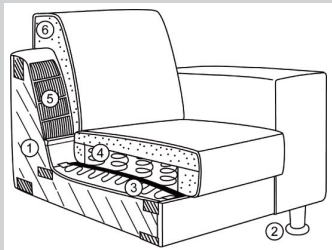


# LAYLA

## 55357



Effective: 10/17/2019

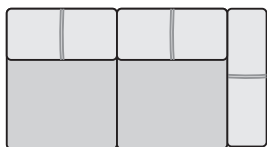


- 1. Frame:**  
Consists of hardwood and top-grade 3/4" plywood
- 2. Legs:**  
Standard metal leg - FP6
- 3. Lower suspension:**  
No-sag springs
- 4. Seat:**  
Coil springs encased in high density polyurethane foam and dacron
- 5. Back suspension:**  
Elastic webbing
- 6. Back:**  
Mixture of shredded foam with dacron

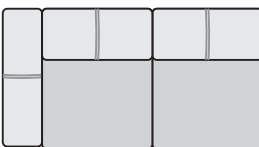
FP6



### Sectional pieces:



**N 70R\* raf**  
one arm loveseat  
w/ 28" seats  
65/35/32/19\*



**N 70L\* laf**  
one arm loveseat  
w/ 28" seats  
65/35/32/19\*



**N 80R raf**  
one arm sofa  
w/ 31" seats  
72/35/32/19



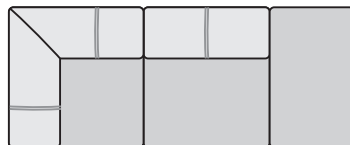
**N 80L\* laf**  
one arm sofa  
w/ 31" seats  
72/35/32/19



**N 90R\* raf**  
one arm sofa  
w/ 35" seats  
81/35/32/19\*



**N 90L\* laf**  
one arm sofa  
w/ 35" seats  
81/35/32/19\*



**EG 80R raf**  
bumper wedge  
w/ 31" seat  
35/86/32/19



**EG 80L laf**  
bumper wedge  
w/ 31" seat  
35/86/32/19

**Additional information:**  
Contrast stitching available.  
Please refer to samples.  
Two-tone combinations not available.



W.SCHILLIG

All measurements are approximate: width/depth/height/seat height.  
Seat depth 22", arm height 23", arm width 10".  
Line drawings are in 1/4" scale.

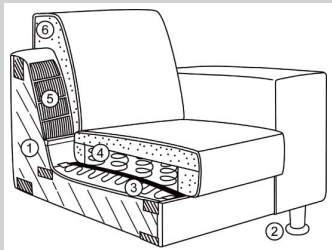
See next page.

# LAYLA

## 55357



Effective: 10/17/2019

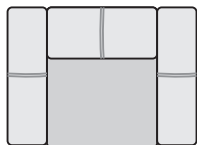


- 1. Frame:**  
Consists of hardwood and top-grade 3/4" plywood
- 2. Legs:**  
Standard metal leg - FP6
- 3. Lower suspension:**  
No-sag springs
- 4. Seat:**  
Coil springs encased in high density polyurethane foam and dacron
- 5. Back suspension:**  
Elastic webbing
- 6. Back:**  
Mixture of shredded foam with dacron

FP6



### Freestanding pieces:



**M 70\***  
armchair  
w/ 28" seat  
47/35/32/19\*



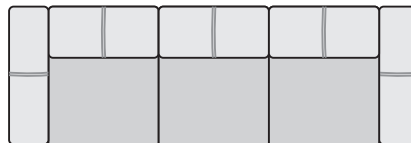
**N 70\***  
loveseat  
w/ 28" seats  
75/35/32/19\*



**N 80\***  
sofa  
w/ 31" seats  
83/35/32/19\*



**N 90\***  
sofa  
w/ 35" seats  
91/35/32/19\*



**P 70\***  
three seat sofa  
w/ 28" seats  
102/35/32/19\*



**G 70\***  
ottoman  
30/24/18\*



**G 140\***  
large ottoman  
56/24/18\*

**Additional information:**  
Contrast stitching available.  
Please refer to samples.  
Two-tone combinations not available.



W.SCHILLIG

All measurements are approximate: width/depth/height/seat height.  
Seat depth 22", arm height 23", arm width 10".  
Line drawings are in 1/4" scale.