

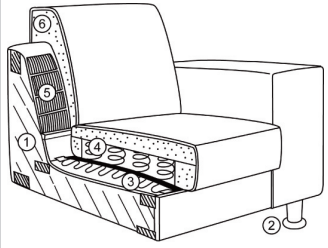
CARTER

with tufting 34360



▼ = ratchet headrest / ▼^M = motorized headrest

Effective: 02/26/2019



- 1. Frame:**
Consists of hardwood and top-grade 3/4" plywood
- 2. Legs:**
Standard wooden leg without metal trim - F104 (available in all wood finishes except walnut)
**Optional metal trim
- 3. Lower suspension:**
No-sag springs
- 4. Seat:**
Coil springs encased in high density polyurethane foam and dacron
- 5. Back suspension:**
Elastic webbing
- 6. Back:**
High density polyurethane foam and dacron

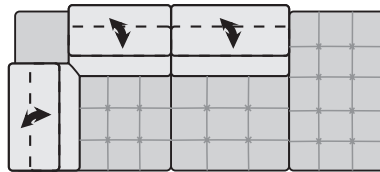
Cupholder color options:
*Standard silver cupholder
**Optional black cupholder



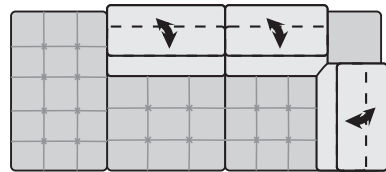
Toggle switch with USB.

Additional information:
Contrast stitching available. Please refer to samples.
Two-tone combinations not available.

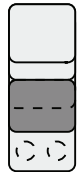
Sectional pieces without incliner:



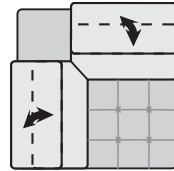
EG 75R raf
bumper wedge
w/ 30" seats
94/41/30/19



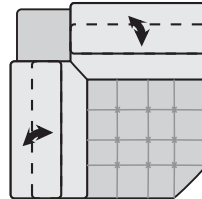
EG 75L laf
bumper wedge
w/ 30" seats
94/41/30/19



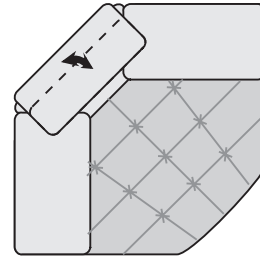
HF 38C*
connecting
storage arm
w/ cupholders
17/42/30*



E*
corner w/
ratchet
headrests
41/41/30/19*



ET*
corner w/
ratchet
headrests
48/48/30/19*



ETL*
wedge w/
ratchet
headrest
63/63/30/19*

****A cupholder can be added to any one or two arm SKU by simply ordering a CUPR for a right facing arm and/ or a CUPL for a left facing arm immediately after the SKU.**



H17*
6" connecting
arm w/ cupholder
6/37/23*



L31*
12" connecting
wedge w/ cupholder
12/37/23*



ST*
plug-in
armrest
20/7/6*

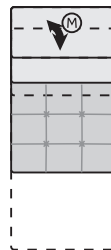


STC*
plug-in armrest
w/ cupholder
20/7/6*

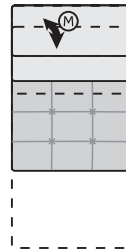


ST 2C*
plug-in armrest
w/ two cupholders
20/7/6*

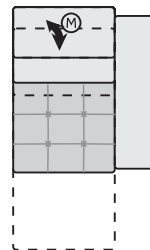
Sectional pieces with incliner:



MF 65K*
armless chair
w/ 26" seat
& incliner
26/41/30/19*



MF 75K*
armless chair
w/ 30" seat
& incliner
30/41/30/19*



MF 65R* raf
one arm chair
w/ 26" seat
& incliner
36/41/30/19*



MF 65L* laf
one arm chair
w/ 26" seat
& incliner
36/41/30/19*


W.SCHILLIG

All measurements are approximate: width/depth/height/seat height.
Seat depth 22", arm height 23", arm width 10". Line drawings are in 1/4" scale.

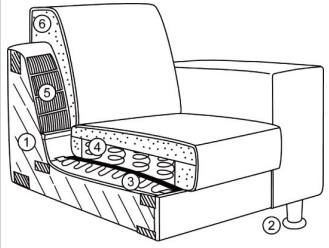
CARTER

with tufting 34360



↙ = ratchet headrest / ↘^M = motorized headrest

Effective: 02/26/2019



- 1. Frame:**
Consists of hardwood and top-grade 3/4" plywood
- 2. Legs:**
Standard wooden leg without metal trim - F104
(available in all wood finishes except walnut)
**Optional metal trim
- 3. Lower suspension:**
No-sag springs
- 4. Seat:**
Coil springs encased in high density polyurethane foam and dacron
- 5. Back suspension:**
Elastic webbing
- 6. Back:**
High density polyurethane foam and dacron

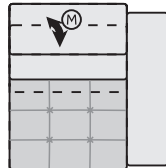
Cupholder color options:
*Standard silver cupholder
**Optional black cupholder



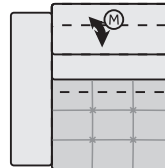
Toggle switch with USB.

Additional information:
Contrast stitching available.
Please refer to samples.
Two-tone combinations not available.

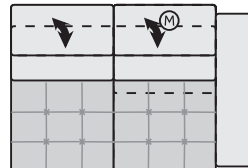
Sectional pieces with incliner:



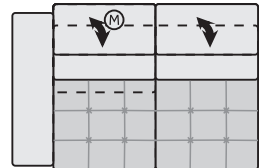
MF 75R* raf
one arm chair
w/ 30" seat
& incliner
40/41/30/19*



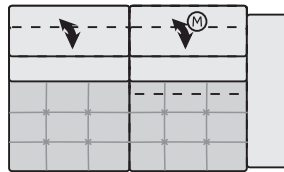
MF 75L* laf
one arm chair
w/ 30" seat
& incliner
40/41/30/19*



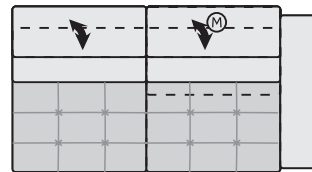
NF 65R* raf
one arm loveseat
w/ 26" seats
& incliner RAF
61/41/30/19*



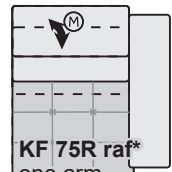
NF 65L* laf
one arm loveseat
w/ 26" seats
& incliner LAF
61/41/30/19*



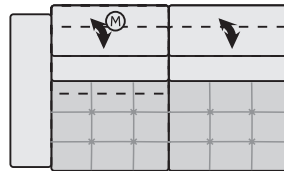
NF 75R raf
one arm two seat sofa
w/ 30" seats
& incliner RAF
70/41/30/19



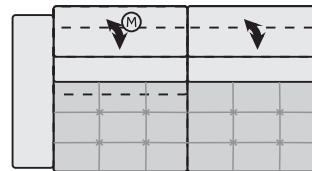
NF 85R* raf
one arm two seat sofa
w/ 33" seats
& incliner RAF
77/41/30/19*



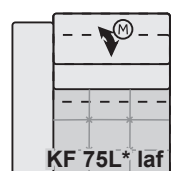
KF 75R raf*
one arm
chaise w/
30" seat
& incliner
39/67/30/19*



NF 75L laf
one arm two seat sofa
w/ 30" seats
& incliner LAF
70/41/30/19



NF 85L* laf
one arm two seat sofa
w/ 33" seats
& incliner LAF
77/41/30/19*



KF 75L* laf
one arm
chaise w/
30" seat
& incliner
39/67/30/19*

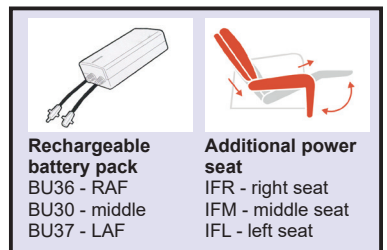
**Total depth of KF75R/L fully inclined: 76"

****All skus with "F" (function) include power.**

****A manual incliner is not available.**

Total depth fully inclined: 61"

All measurements are approximate: width/depth/height/seat height.
Seat depth 22", arm height 23", arm width 10". Line drawings are in 1/4" scale.



Rechargeable battery pack
BU36 - RAF
BU30 - middle
BU37 - LAF

Additional power seat
IFR - right seat
IFM - middle seat
IFL - left seat


W.SCHILLIG

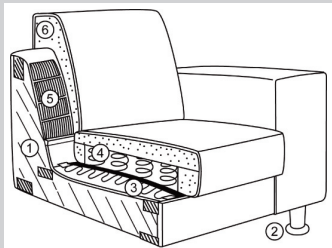
CARTER

with tufting 34360



▼ = ratchet headrest / ▼^M = motorized headrest

Effective: 02/26/2019



- 1. Frame:**
Consists of hardwood and top-grade 3/4" plywood
- 2. Legs:**
Standard wooden leg without metal trim - F104
(available in all wood finishes except walnut)
**Optional metal trim
- 3. Lower suspension:**
No-sag springs
- 4. Seat:**
Coil springs encased in high density polyurethane foam and dacron
- 5. Back suspension:**
Elastic webbing
- 6. Back:**
High density polyurethane foam and dacron

Cupholder color options:
*Standard silver cupholder
**Optional black cupholder

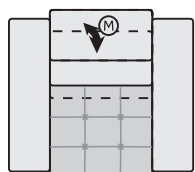


Toggle switch with USB.

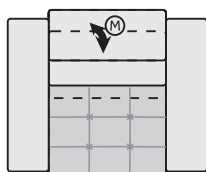
Additional information:
Contrast stitching available.
Please refer to samples.
Two-tone combinations not available.


W.SCHILLIG

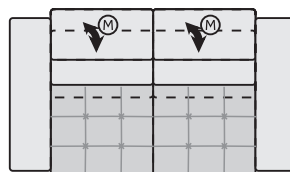
Freestanding pieces with incliner:



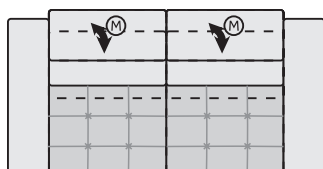
MF 65*
armchair
w/ 26" seat
& incliner
46/41/30/19*



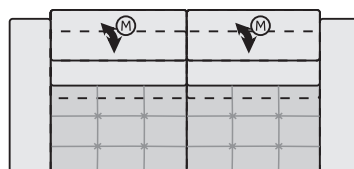
MF 75*
armchair
w/ 30" seat
& incliner
50/41/30/19*



NF 65*
loveseat
w/ 26" seats
& incliners
72/41/30/19*



NF 75*
two seat sofa
w/ 30" seats & incliners
79/41/30/19*




NF 85*
two seat sofa
w/ 33" seats & incliners
88/41/30/19*

****All skus with "F" (function) include power.**


****A manual incliner is not available.**

Total depth fully inclined: 61"

All measurements are approximate: width/depth/height/seat height.
Seat depth 22", arm height 23", arm width 10". Line drawings are in 1/4" scale.



Rechargeable battery pack
BU36 - RAF
BU30 - middle
BU37 - LAF



Additional power seat
IFR - right seat
IFM - middle seat
IFL - left seat