

# CHARLOTTE

30020



Effective: 10/09/2020

## 1. Frame:

Consists of hardwood and top-grade 3/4" plywood covered in high density polyurethane foam and dacron



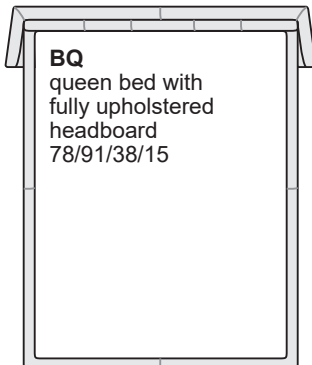
## 2. Legs:

Standard wooden leg - F131  
(available in all wood finishes)

F131



## Freestanding pieces:



## Additional information:

Contrast stitching available.  
Please refer to samples.  
Two-tone combinations not available.



W.SCHILLIG

\*Bed slats must be ordered separately. (Queen slats - SQ / King slats - SK)

All measurements are approximate: width/depth/height.  
Line drawings are in 1/4" scale.