

# CALYPSO

## 30015



Effective: 04/04/2019

### 1. Frame:

Consists of hardwood and top-grade 3/4" plywood covered in high density polyurethane foam and dacron

### 2. Legs:

Standard wooden leg - F122 (available in finishes P54 & P99)

### F122



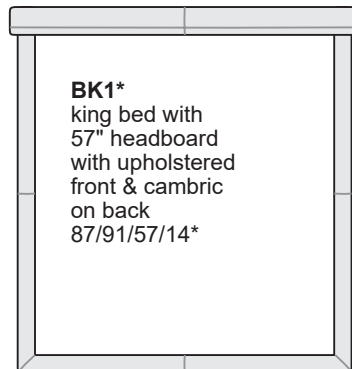
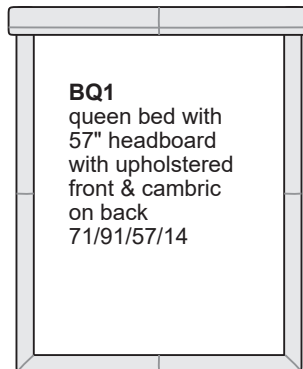
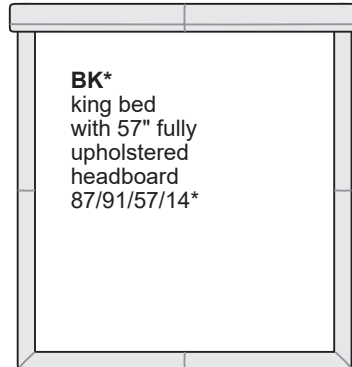
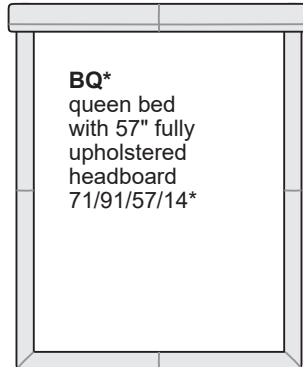
### Height difference:



Beds  
BQ, BK,  
BQ1, BK1

Beds  
BQL, BKL  
BQL1, BKL1

## Freestanding pieces:



### Additional information:

Contrast stitching available.  
Please refer to samples.  
Two-tone combinations not available.



W.SCHILLIG

\*Bed slats must be ordered separately. (Queen slats - SQ / King slats - SK)

All measurements are approximate: width/depth/height.  
Line drawings are in 1/4" scale.

See next page.

# CALYPSO

## 30015



Effective: 04/04/2019

### 1. Frame:

Consists of hardwood and top-grade 3/4" plywood covered in high density polyurethane foam and dacron

### 2. Legs:

Standard wooden leg - F122 (available in finishes P54 & P99)

### F122



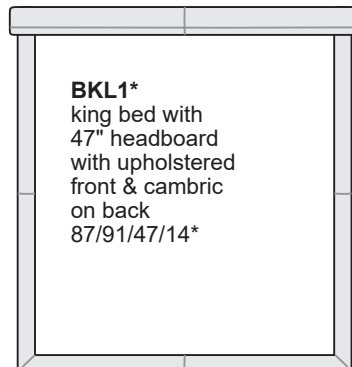
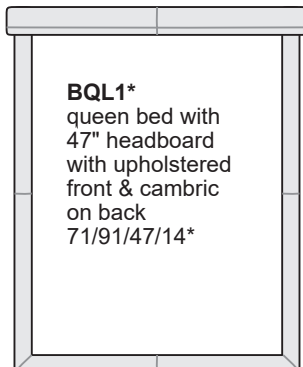
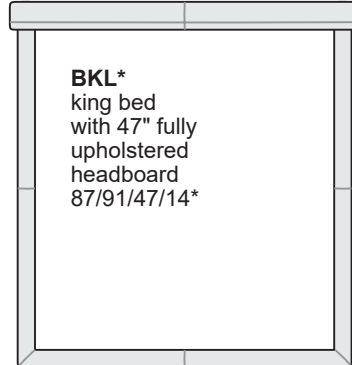
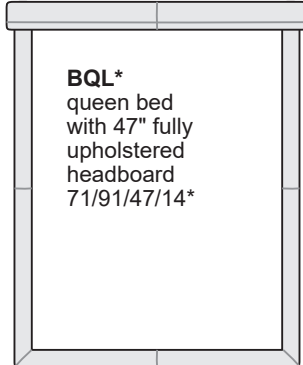
### Height difference:



Beds  
BQ, BK,  
BQ1, BK1

Beds  
BQL, BKL  
BQL1, BKL1

## Freestanding pieces:



### Additional information:

Contrast stitching available.  
Please refer to samples.  
Two-tone combinations not available.



W.SCHILLIG

\*Bed slats must be ordered separately. (Queen slats - SQ / King slats - SK)

All measurements are approximate: width/depth/height.  
Line drawings are in 1/4" scale.