

CHIARA

30001



Effective: 04/14/2016


1. Frame:

Consists of hardwood and top-grade 3/4" plywood covered in high density polyurethane foam and dacron

2. Legs:

Standard polished stainless steel leg - F105
Optional wooden legs - F131 and F132
(available in all wood finishes)

F105



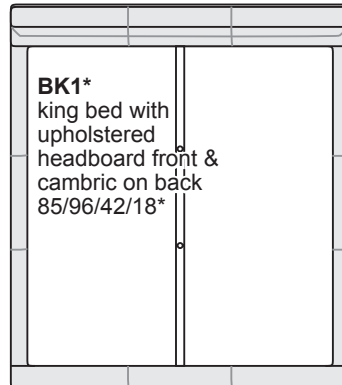

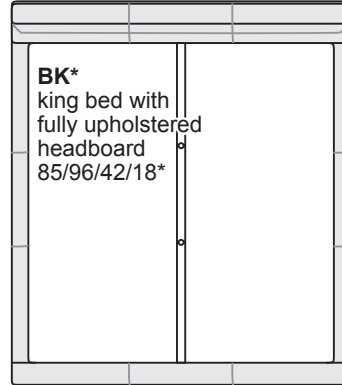
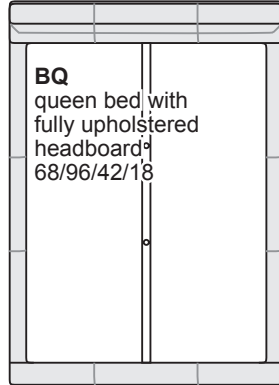
F131



F132



Freestanding pieces:



Additional information:

Contrast stitching available.
Please refer to samples.
Two-tone combinations not available.



W.SCHILLIG

*Bed slats must be ordered separately. (Queen slats - SQ / King slats - SK)

All measurements are approximate: width/depth/height.
Line drawings are in 1/4" scale.