

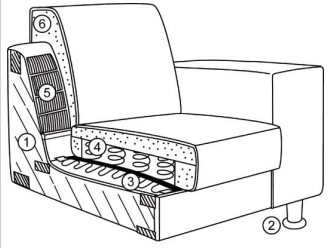
# NAPOLI

with tufting 12269



Effective: 08/24/2017

## Sectional pieces without incliner:



- 1. Frame:**  
Consists of hardwood and top-grade 3/4" plywood
- 2. Legs:**  
Standard wooden leg - F122 (available in all wood finishes)
- 3. Lower suspension:**  
No-sag springs
- 4. Seat:**  
Coil springs encased in high density polyurethane foam and dacron
- 5. Back suspension:**  
Elastic webbing
- 6. Back:**  
Mixture of shredded foam with dacron

**Cupholder color options:**  
\*Standard silver cupholder  
\*\*Optional black cupholder

F122



**Additional information:**  
Contrast stitching available.  
Please refer to samples.  
Two-tone combinations not available.

  
W.SCHILLIG

<b>M 56K*</b> armless chair w/ 22" seat 22/39/39/18*	<b>M 65K*</b> armless chair w/ 26" seat 26/39/39/18*	<b>M 75K*</b> armless chair w/ 30" seat 30/39/39/18*	<b>N 56K*</b> armless loveseat w/ 22" seats 44/39/39/18*	<b>N 65K*</b> armless loveseat w/ 26" seats 53/39/39/18*
---------------------------------------------------------------	---------------------------------------------------------------	---------------------------------------------------------------	-------------------------------------------------------------------	-------------------------------------------------------------------

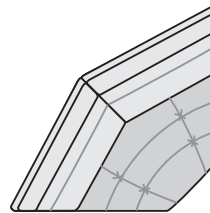
<b>N 75K*</b> armless two seat sofa w/ 30" seats 60/39/39/18*	<b>M 56R raf*</b> one arm chair w/ 22" seat 31/39/39/18*	<b>M 56L laf*</b> one arm chair w/ 22" seat 31/39/39/18*	<b>M 65R raf*</b> one arm chair w/ 26" seat 35/39/39/18*	<b>M 65L laf*</b> one arm chair w/ 26" seat 35/39/39/18*
------------------------------------------------------------------------	-------------------------------------------------------------------	-------------------------------------------------------------------	-------------------------------------------------------------------	-------------------------------------------------------------------

<b>M 75R raf*</b> one arm chair w/ 30" seat 39/39/39/18*	<b>M 75L laf*</b> one arm chair w/ 30" seat 39/39/39/18*	<b>H17*</b> 6" connecting arm w/ cupholder 6/37/23*	<b>L31*</b> 12" connecting wedge w/ cupholder 12/37/23*
-------------------------------------------------------------------	-------------------------------------------------------------------	-----------------------------------------------------------------	---------------------------------------------------------------------

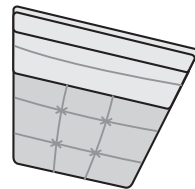
**\*\*A cupholder can be added to any one or two arm SKU by simply ordering a CUPR for a right facing arm and/or a CUPL for a left facing arm immediately after the SKU.**

<b>K 56R raf*</b> one arm chaise w/ 22" seat 31/66/39/18*	<b>K 56L laf*</b> one arm chaise w/ 22" seat 31/66/39/18*	<b>K 65R raf*</b> one arm chaise w/ 26" seat 35/66/39/18*	<b>K 65L laf*</b> one arm chaise w/ 26" seat 35/66/39/18*
--------------------------------------------------------------------	--------------------------------------------------------------------	--------------------------------------------------------------------	--------------------------------------------------------------------

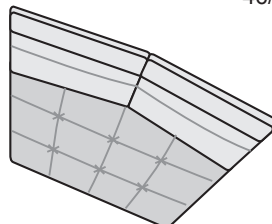
<b>K 75R raf*</b> one arm chaise w/ 30" seat 39/66/39/18*	<b>K 75L laf*</b> one arm chaise w/ 30" seat 39/66/39/18*
--------------------------------------------------------------------	--------------------------------------------------------------------



**ET**  
corner  
51/51/39/18



**TS K\***  
one seat angled wedge  
46/45/39/18\*



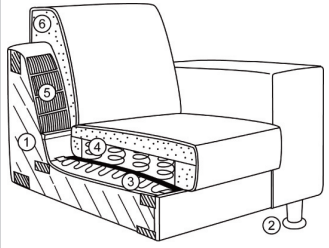
**RS K\***  
two seat angled wedge  
67/55/39/18\*

All measurements are approximate: width/depth/height/seat height.  
Seat depth 22", arm height 24", arm width 9". Line drawings are in 1/4" scale.

**See next page.**

# NAPOLI

with tufting 12269



- 1. Frame:**  
Consists of hardwood and top-grade 3/4" plywood
- 2. Legs:**  
Standard wooden leg - F122 (available in all wood finishes)
- 3. Lower suspension:**  
No-sag springs
- 4. Seat:**  
Coil springs encased in high density polyurethane foam and dacron
- 5. Back suspension:**  
Elastic webbing
- 6. Back:**  
Mixture of shredded foam with dacron

**Cupholder color options:**  
\*Standard silver cupholder  
\*\*Optional black cupholder

F122



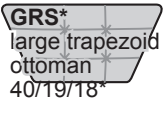








**Additional information:**  
Contrast stitching available. Please refer to samples.  
Two-tone combinations not available.

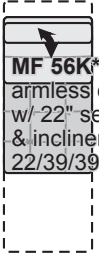
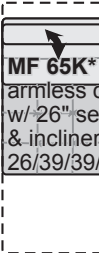
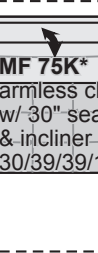
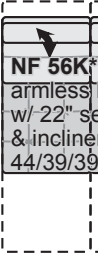
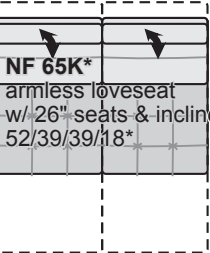
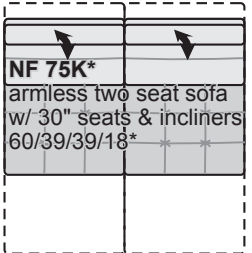
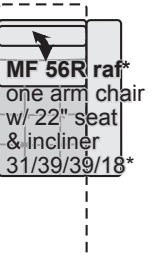
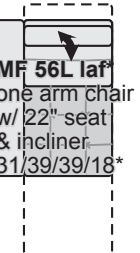
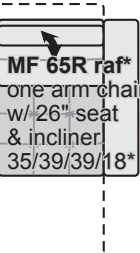
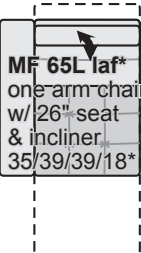
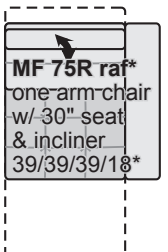
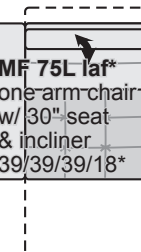
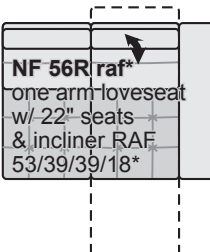
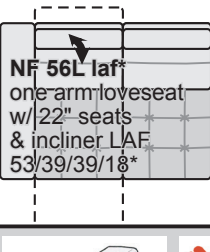
  
W.SCHILLIG

## Freestanding pieces without incliner:

Effective: 08/24/2017

 <b>G75*</b> ottoman 30/30/18*	 <b>GTS*</b> small trapezoid ottoman/ 26/20/18*	 <b>GRS*</b> large trapezoid ottoman 40/19/18*	 <b>G95*</b> ottoman 37/23/18*
 <b>ST*</b> plug-in armrest 20/7/6*	 <b>STC*</b> plug-in armrest w/ cupholder 20/7/6*	 <b>ST 2C*</b> plug-in armrest w/ two cupholders 20/7/6*	 <b>G130*</b> large ottoman 52/23/18*
			 <b>GF130</b> large storage ottoman 52/23/18

## Sectional pieces with incliner:

 <b>MF 56K*</b> armless chair w/ 22" seat & incliner 22/39/39/18*	 <b>MF 65K*</b> armless chair w/ 26" seat & incliner 26/39/39/18*	 <b>MF 75K*</b> armless chair w/ 30" seat & incliner 30/39/39/18*	 <b>NF 56K*</b> armless loveseat w/ 22" seats & incliners 44/39/39/18*	 <b>NF 65K*</b> armless loveseat w/ 26" seats & incliners 52/39/39/18*
 <b>NF 75K*</b> armless two seat sofa w/ 30" seats & incliners 60/39/39/18*	 <b>MF 56R*</b> raf* one arm chair w/ 22" seat & incliner 31/39/39/18*	 <b>MF 56L*</b> laf* one arm chair w/ 22" seat & incliner 31/39/39/18*	 <b>MF 65R*</b> raf* one arm chair w/ 26" seat & incliner 35/39/39/18*	 <b>MF 65L*</b> laf* one arm chair w/ 26" seat & incliner 35/39/39/18*
 <b>MF 75R*</b> raf* one arm chair w/ 30" seat & incliner 39/39/39/18*	 <b>MF 75L*</b> laf* one arm chair w/ 30" seat & incliner 39/39/39/18*	 <b>NF 56R*</b> raf* one arm loveseat w/ 22" seats & incliner RAF 53/39/39/18*	 <b>NF 56L*</b> laf* one arm loveseat w/ 22" seats & incliner LAF 53/39/39/18*	



**\*\*All skus with "F" (function) include power.**

**\*\*A manual incliner is not available.**

**\*\*A ratchet headrest comes standard on power incliner seats, only.**

Total depth fully inclined: 63"

All measurements are approximate: width/depth/height/seat height.  
Seat depth 22", arm height 24", arm width 9". Line drawings are in 1/4" scale.

 <b>Rechargeable battery pack</b> BU36 - RAF BU30 - middle BU37 - LAF	 <b>Additional power seat</b> IFR - right seat IFM - middle seat IFL - left seat
------------------------------------------------------------------------------------------------------------------------------------------------------------------------	-----------------------------------------------------------------------------------------------------------------------------------------------------------------------------------

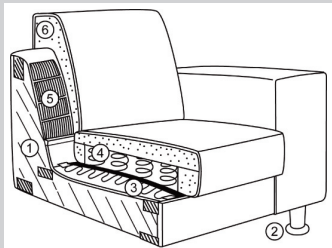
See next page.

# NAPOLI

with tufting 12269



Effective: 08/24/2017



- 1. Frame:**  
Consists of hardwood and top-grade 3/4" plywood
- 2. Legs:**  
Standard wooden leg - F122 (available in all wood finishes)
- 3. Lower suspension:**  
No-sag springs
- 4. Seat:**  
Coil springs encased in high density polyurethane foam and dacron
- 5. Back suspension:**  
Elastic webbing
- 6. Back:**  
Mixture of shredded foam with dacron

**Cupholder color options:**  
\*Standard silver cupholder  
\*\*Optional black cupholder

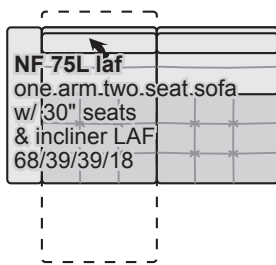
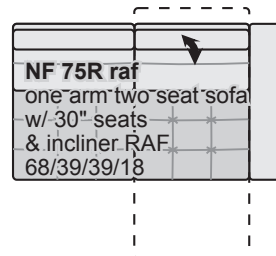
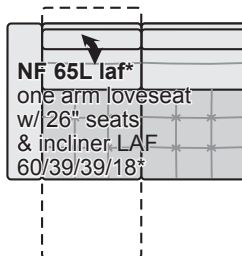
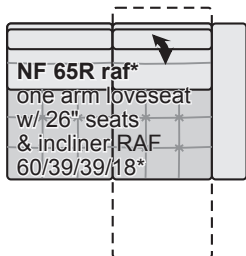
F122



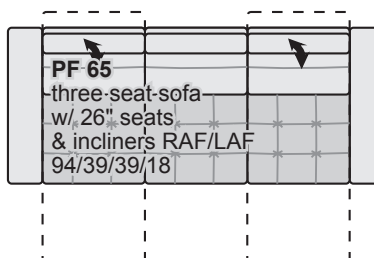
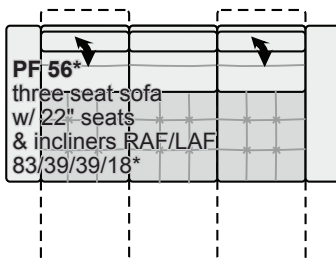
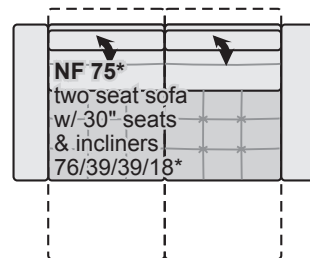
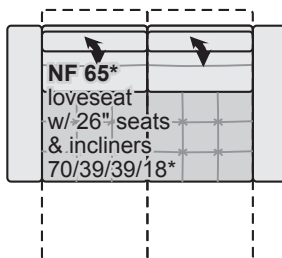
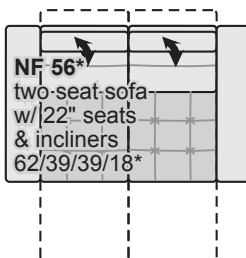
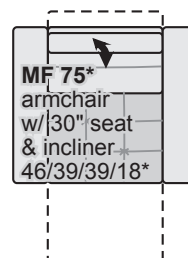
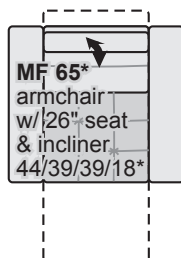
**Additional information:**  
Contrast stitching available.  
Please refer to samples.  
Two-tone combinations not available.

  
W.SCHILLIG

## Sectional pieces with incliner:



## Freestanding pieces with incliner:




**\*\*All skus with "F" (function) include power.**

**\*\*A manual incliner is not available.**


**\*\*A ratchet headrest comes standard on power incliner seats, only.**

Total depth fully inclined: 63"

All measurements are approximate: width/depth/height/seat height.  
Seat depth 22", arm height 24", arm width 9". Line drawings are in 1/4" scale.



**Rechargeable battery pack**  
BU36 - RAF  
BU30 - middle  
BU37 - LAF



**Additional power seat**  
IFR - right seat  
IFM - middle seat  
IFL - left seat