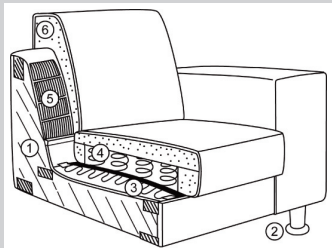


NAPOLI

12259



Effective: 01/18/2018



- 1. Frame:**
Consists of hardwood and top-grade 3/4" plywood
- 2. Legs:**
Standard wooden leg - F122 (available in all wood finishes)
- 3. Lower suspension:**
No-sag springs
- 4. Seat:**
Coil springs encased in high density polyurethane foam and dacron
- 5. Back suspension:**
Elastic webbing
- 6. Back:**
Mixture of shredded foam with dacron

Cupholder color options:

- *Standard silver cupholder
- **Optional black cupholder

F122



Additional information:
Contrast stitching available.
Please refer to samples.
Two-tone combinations not available.

Sectional pieces without incliner:

M 56K* armless chair w/ 22" seat 22/39/39/18*	M 65K* armless chair w/ 26" seat 26/39/39/18*	M 75K* armless chair w/ 30" seat 30/39/39/18*	N 56K* armless loveseat w/ 22" seats 44/39/39/18*	N 65K armless loveseat w/ 26" seats 53/39/39/18
---------------------------------------------------------------	---------------------------------------------------------------	---------------------------------------------------------------	-------------------------------------------------------------------	-----------------------------------------------------------------

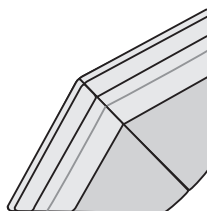
N 75K* armless two seat sofa w/ 30" seats 60/39/39/18*	M 56R raf* one arm chair w/ 22" seat 31/39/39/18*	M 56L laf* one arm chair w/ 22" seat 31/39/39/18*	M 65R raf* one arm chair w/ 26" seat 35/39/39/18*	M 65L laf* one arm chair w/ 26" seat 35/39/39/18*
------------------------------------------------------------------------	-------------------------------------------------------------------	-------------------------------------------------------------------	-------------------------------------------------------------------	-------------------------------------------------------------------

M 75R raf* one arm chair w/ 30" seat 39/39/39/18*	M 75L laf* one arm chair w/ 30" seat 39/39/39/18*	H17* 6" connecting arm w/ cupholder 6/37/23*	L31* 12" connecting wedge w/ cupholder 12/37/23*
-------------------------------------------------------------------	-------------------------------------------------------------------	-----------------------------------------------------------	---------------------------------------------------------------

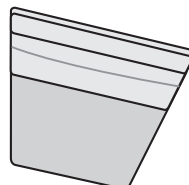
****A cupholder can be added to any one or two arm SKU by simply ordering a CUPR for a right facing arm and/ or a CUPL for a left facing arm immediately after the SKU.**

K 56R raf* one arm chaise w/ 22" seat 31/66/39/18*	K 56L laf* one arm chaise w/ 22" seat 31/66/39/18*	K 65R raf* one arm chaise w/ 26" seat 35/66/39/18	K 65L laf* one arm chaise w/ 26" seat 35/66/39/18
-----------------------------------------------------------------	-----------------------------------------------------------------	----------------------------------------------------------------	----------------------------------------------------------------

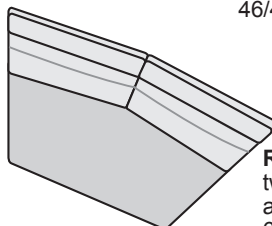
K 75R raf* one arm chaise w/ 30" seat 39/66/39/18*	K 75L laf* one arm chaise w/ 30" seat 39/66/39/18*
-----------------------------------------------------------------	-----------------------------------------------------------------



ET
corner
51/51/39/18



TS K*
one seat angled wedge
46/45/39/18*



RS K*
two seat angled wedge
67/55/39/18*

All measurements are approximate: width/depth/height/seat height.
Seat depth 22", arm height 24", arm width 9". Line drawings are in 1/4" scale.

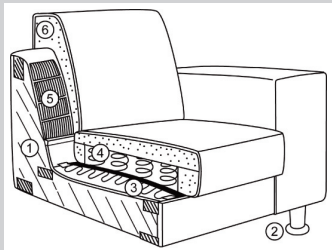


W. SCHILLIG

See next page.

NAPOLI

12259



- 1. Frame:**
Consists of hardwood and top-grade 3/4" plywood
- 2. Legs:**
Standard wooden leg - F122 (available in all wood finishes)
- 3. Lower suspension:**
No-sag springs
- 4. Seat:**
Coil springs encased in high density polyurethane foam and dacron
- 5. Back suspension:**
Elastic webbing
- 6. Back:**
Mixture of shredded foam with dacron

Cupholder color options:
*Standard silver cupholder
**Optional black cupholder

F122








Additional information:
Contrast stitching available.
Please refer to samples.
Two-tone combinations not available.

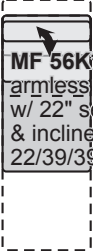
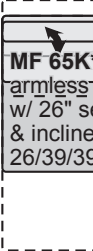
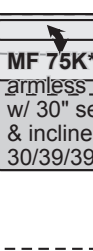
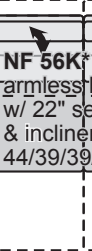
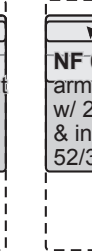
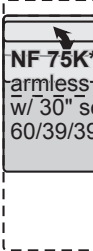

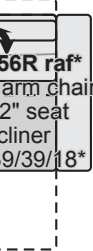
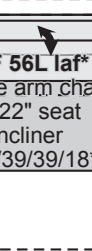
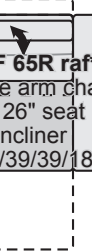
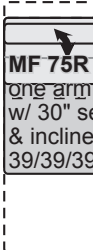
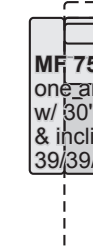
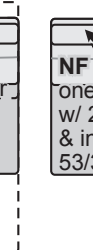


W.SCHILLIG

Freestanding pieces without incliner:

Effective: 01/18/2018

G 75* ottoman 30/30/18*	GTS* small trapezoid ottoman 26/20/18*	GRS* large trapezoid ottoman 40/19/18*		G130* large ottoman 52/23/18*
				GF130* large storage ottoman 52/23/18*
ST* plug-in armrest 20/7/6*	STC* plug-in armrest w/ cupholder 20/7/6*	ST 2C* plug-in armrest w/ two cupholders 20/7/6*		

Sectional pieces with incliner:

 MF 56K* armless chair w/ 22" seat & incliner 22/39/39/18*	 MF 65K* armless chair w/ 26" seat & incliner 26/39/39/18*	 MF 75K* armless chair w/ 30" seat & incliner 30/39/39/18*	 NF 56K* armless loveseat w/ 22" seats & incliners 44/39/39/18*	 NF 65K* armless loveseat w/ 26" seats & incliners 52/39/39/18*
 NF 75K* armless two seat sofa w/ 30" seats & incliners 60/39/39/18*	 MF 56R raf* one arm chair w/ 22" seat & incliner 31/39/39/18*	 MF 56L laf* one arm chair w/ 22" seat & incliner 31/39/39/18*	 MF 65R raf* one arm chair w/ 26" seat & incliner 35/39/39/18*	 MF 65L laf* one arm chair w/ 26" seat & incliner 35/39/39/18*
 MF 75R raf* one arm chair w/ 30" seat & incliner 39/39/39/18*	 MF 75L laf* one arm chair w/ 30" seat & incliner 39/39/39/18*	 NF 56R raf* one arm loveseat w/ 22" seats & incliner RAF 53/39/39/18*	 NF 56L laf* one arm loveseat w/ 22" seats & incliner LAF 53/39/39/18*	



****All skus with "F" (function) include power.**

****A manual incliner is not available.**

****A ratchet headrest comes standard on power incliner seats, only.**

Total depth fully inclined: 63"

All measurements are approximate: width/depth/height/seat height.
Seat depth 22", arm height 24", arm width 9". Line drawings are in 1/4" scale.

	
Rechargeable battery pack BU36 - RAF BU30 - middle BU37 - LAF	Additional power seat IFR - right seat IFM - middle seat IFL - left seat

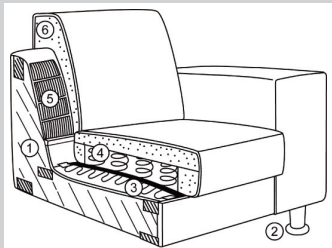
See next page.

NAPOLI

12259



Effective: 01/18/2018



- 1. Frame:**
Consists of hardwood and top-grade 3/4" plywood
- 2. Legs:**
Standard wooden leg - F122 (available in all wood finishes)
- 3. Lower suspension:**
No-sag springs
- 4. Seat:**
Coil springs encased in high density polyurethane foam and dacron
- 5. Back suspension:**
Elastic webbing
- 6. Back:**
Mixture of shredded foam with dacron

Cupholder color options:
*Standard silver cupholder
**Optional black cupholder

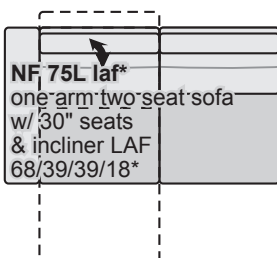
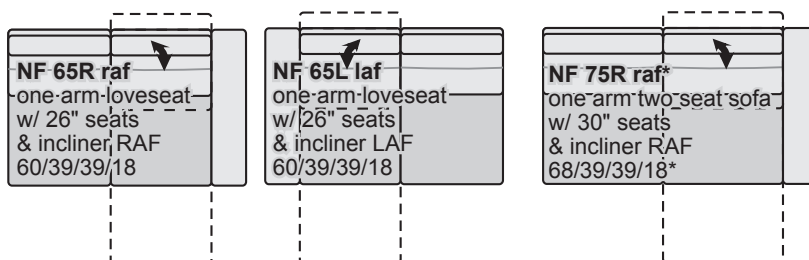
F122



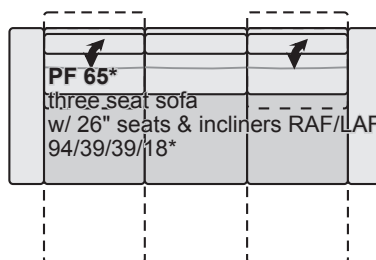
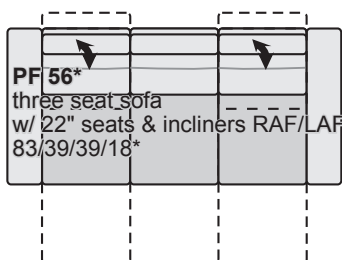
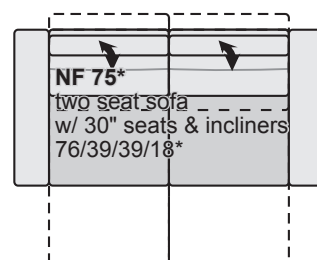
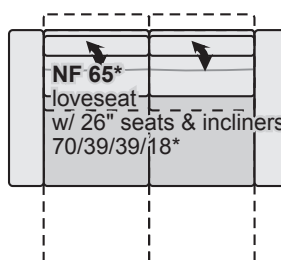
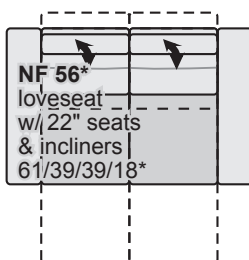
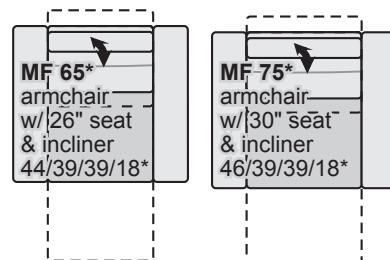
Additional information:
Contrast stitching available.
Please refer to samples.
Two-tone combinations not available.


W.SCHILLIG

Sectional pieces with incliner:



Freestanding pieces with incliner:




****All skus with "F" (function) include power.**

****A manual incliner is not available.**


****A ratchet headrest comes standard on power incliner seats, only.**

Total depth fully inclined: 63"

All measurements are approximate: width/depth/height/seat height.
Seat depth 22", arm height 24", arm width 9". Line drawings are in 1/4" scale.



Rechargeable battery pack
BU36 - RAF
BU30 - middle
BU37 - LAF



Additional power seat
IFR - right seat
IFM - middle seat
IFL - left seat