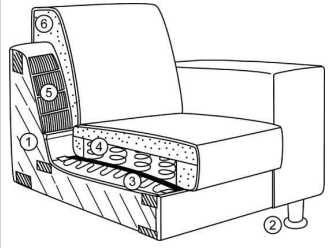


SONNENFELD

51279



Effective: 04/20/2017



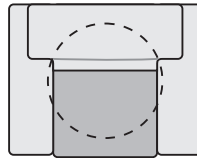
- 1. Frame:**
Consists of hardwood and top-grade 3/4" plywood
- 2. Legs:**
Standard wooden leg with metal trim - F106
(available in all wood finishes)
Optional wooden legs - F50 & F131
(available in all wood finishes)
Optional metal legs - F69 & F73
- 3. Lower suspension:**
No-sag springs
- 4. Seat:**
Coil springs encased in high density polyurethane foam and dacron
- 5. Back suspension:**
Elastic webbing
- 6. Back:**
High density polyurethane foam and dacron



Additional information:
Contrast stitching available.
Please refer to samples.
Two-tone combinations available.


W.SCHILLIG

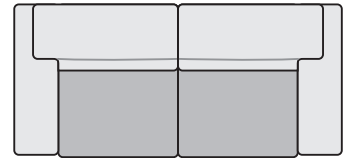
Freestanding pieces:



MD 65
swivel chair
48/38/35/19



N 65
loveseat
74/38/35/19



N 75
two seat sofa
82/38/35/19

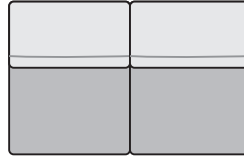


G 75
ottoman
30/30/19

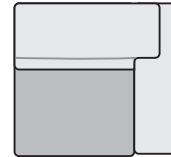
Sectional pieces:



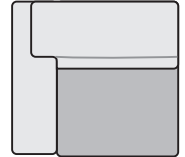
M 75K*
armless chair
30/38/35/19



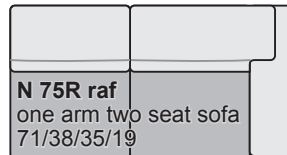
N 75K
armless two seat sofa
60/38/35/19



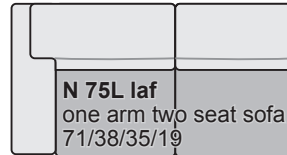
M 75R raf
one arm chair
41/38/35/19



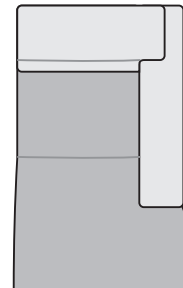
M 75L laf
one arm chair
41/38/35/19



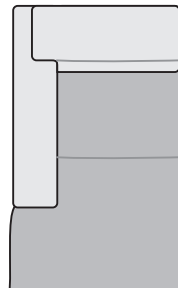
N 75R raf
one arm two seat sofa
71/38/35/19



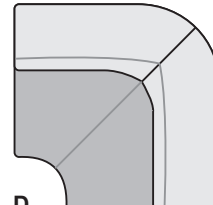
N 75L laf
one arm two seat sofa
71/38/35/19



K 75R raf
one arm chaise
43/72/35/19



K 75L laf
one arm chaise
43/72/35/19



D
wedge
51/51/35/19

All measurements are approximate: width/depth/height/seat height. Seat depth 22", arm height 23", arm width 11".
Line drawings are in 1/4" scale.