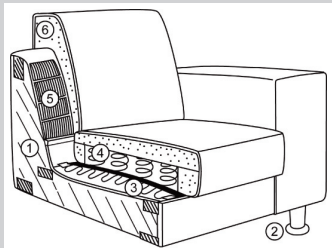


# DANA

## with tufting 52362



Effective: 03/26/2017

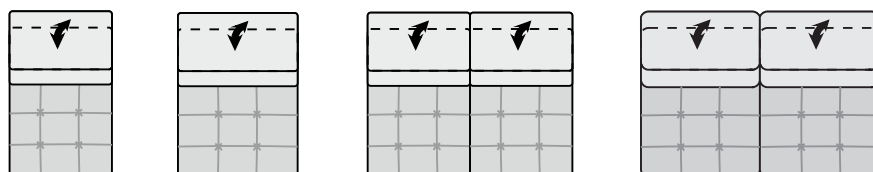


- 1. Frame:**  
Consists of hardwood and top-grade 3/4" plywood
- 2. Legs:**  
Standard wooden leg - F104 (available in all wood finishes)
- 3. Lower suspension:**  
No-sag springs
- 4. Seat:**  
Coil springs encased in high density polyurethane foam and dacron
- 5. Back suspension:**  
Elastic webbing
- 6. Back:**  
High density polyurethane foam and dacron

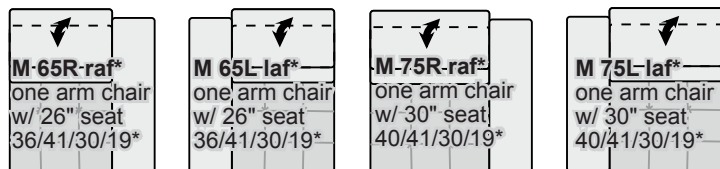
**Cupholder color options:**  
\*Standard silver cupholder  
\*\*Optional black cupholder

**Additional information:**  
Contrast stitching available.  
Please refer to samples.  
Two-tone combinations not available.

### Sectional pieces without incliner:

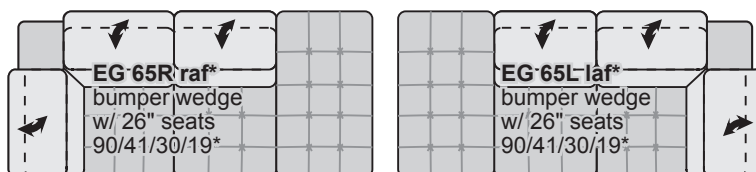


- M 65K\***  
armless chair  
w/ 26" seat  
26/41/30/19\*
- M 75K\***  
armless chair  
w/ 30" seat  
30/41/30/19\*
- N 65K\***  
armless loveseat  
w/ 26" seats  
52/41/30/19\*
- N 75K\***  
armless two seat sofa  
w/ 30" seats  
60/41/30/19\*

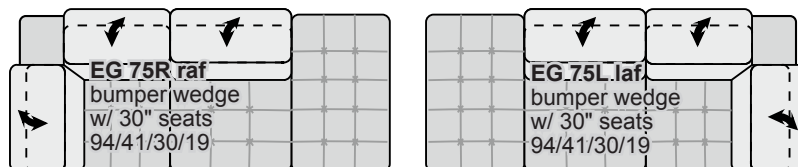


- M-65R-raf\***  
one arm chair  
w/ 26" seat  
36/41/30/19\*
- M 65L-laf\***  
one arm chair  
w/ 26" seat  
36/41/30/19\*
- M-75R-raf\***  
one arm chair  
w/ 30" seat  
40/41/30/19\*
- M 75L-laf\***  
one arm chair  
w/ 30" seat  
40/41/30/19\*

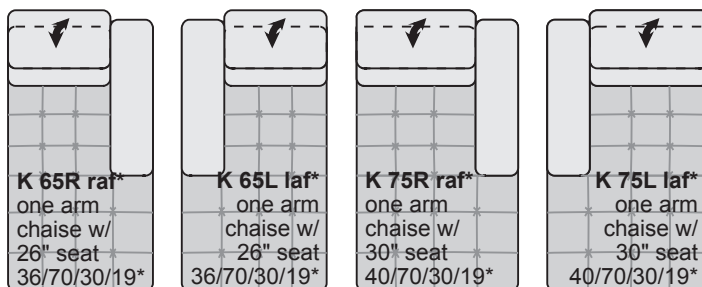
**\*\*Cupholders may not be added to any SKUS with one or two outside arms.**



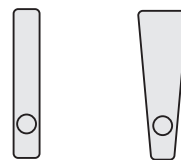
- EG-65R raf\***  
bumper wedge  
w/ 26" seats  
90/41/30/19\*
- EG-65L-laf\***  
bumper wedge  
w/ 26" seats  
90/41/30/19\*



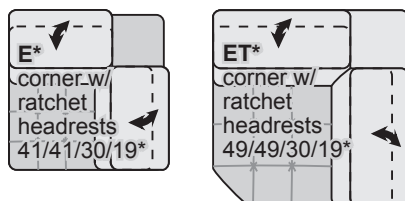
- EG-75R raf\***  
bumper wedge  
w/ 30" seats  
94/41/30/19
- EG-75L-laf\***  
bumper wedge  
w/ 30" seats  
94/41/30/19



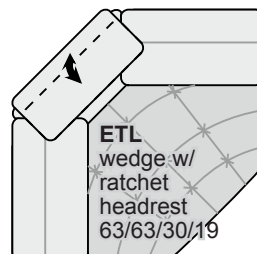
- K 65R raf\***  
one arm chaise w/  
26" seat  
36/70/30/19\*
- K 65L-laf\***  
one arm chaise w/  
26" seat  
36/70/30/19\*
- K 75R raf\***  
one arm chaise w/  
30" seat  
40/70/30/19\*
- K 75L-laf\***  
one arm chaise w/  
30" seat  
40/70/30/19\*



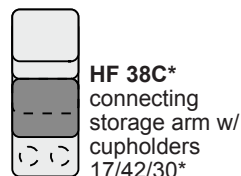
- H17\***  
7" connecting arm w/ cupholder  
7/38/25\*
- L31\***  
12" connecting wedge w/ cupholder  
12/38/25\*



- E\***  
corner w/ ratchet headrests  
41/41/30/19\*
- ET\***  
corner w/ ratchet headrests  
49/49/30/19\*



- ETL**  
wedge w/ ratchet headrest  
63/63/30/19



- HF 38C\***  
connecting storage arm w/ cupholders  
17/42/30\*

  
**W. SCHILLIG**

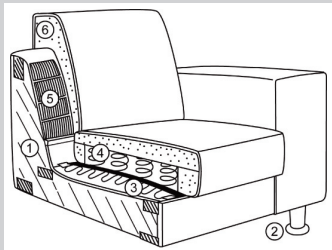
All measurements are approximate: width/depth/height/seat height.  
Seat depth 22", arm height 25", arm width 11". Line drawings are in 1/4" scale.

# DANA

## with tufting 52362



Effective: 03/26/2017



- 1. Frame:**  
Consists of hardwood and top-grade 3/4" plywood
- 2. Legs:**  
Standard wooden leg - F104 (available in all wood finishes)
- 3. Lower suspension:**  
No-sag springs
- 4. Seat:**  
Coil springs encased in high density polyurethane foam and dacron
- 5. Back suspension:**  
Elastic webbing
- 6. Back:**  
High density polyurethane foam and dacron


**Cupholder color options:**  
\*Standard silver cupholder  
\*\*Optional black cupholder

**Additional information:**  
Contrast stitching available.  
Please refer to samples.  
Two-tone combinations not available.



**W.SCHILLIG**

### Freestanding pieces without incliner:



**G 75\***  
ottoman  
30/30/19\*



**ST\***  
plug-in  
armrest  
20/7/6\*



**STC\***  
plug-in  
armrest w/  
cupholder  
20/7/6\*



**ST2C\***  
plug-in  
armrest  
w/ two  
cupholders  
20/7/6\*

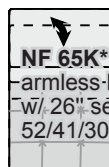
### Sectional pieces with incliner:



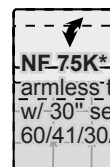
**MF 65K\***  
armless chair  
w/ 26" seat  
& incliner  
26/41/30/19\*



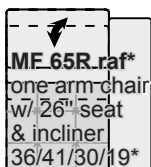
**MF 75K\***  
armless chair  
w/ 30" seat  
& incliner  
30/41/30/19\*



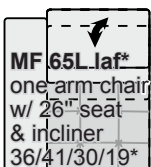
**NF 65K\***  
armless loveseat  
w/ 26" seats & incliners  
52/41/30/19\*



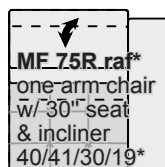
**NF 75K\***  
armless two seat sofa  
w/ 30" seats & incliners  
60/41/30/19\*



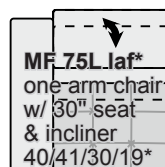
**MF 65R raf\***  
one arm chair  
w/ 26" seat  
& incliner  
36/41/30/19\*



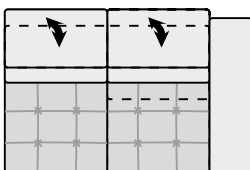
**MF 65L laf\***  
one arm chair  
w/ 26" seat  
& incliner  
36/41/30/19\*



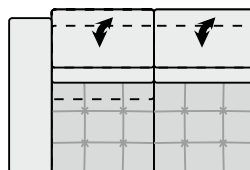
**MF 75R raf\***  
one arm chair  
w/ 30" seat  
& incliner  
40/41/30/19\*



**MF 75L laf\***  
one arm chair  
w/ 30" seat  
& incliner  
40/41/30/19\*



**NF 65R raf\***  
one arm loveseat  
w/ 26" seats  
& incliner RAF  
62/41/30/19\*



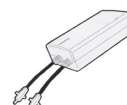
**NF 65L laf\***  
one arm loveseat  
w/ 26" seats  
& incliner LAF  
62/41/30/19\*

**\*\*All skus with "F" (function) include power.**

**\*\*A manual incliner is not available.**

Total depth fully inclined: 61"

All measurements are approximate: width/depth/height/seat height.  
Seat depth 22", arm height 25", arm width 11". Line drawings are in 1/4" scale.



**Rechargeable  
battery pack**  
BU36 - RAF  
BU30 - middle  
BU37 - LAF



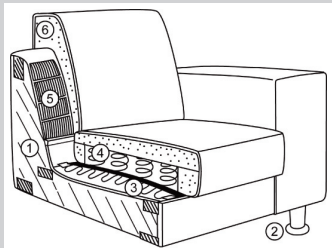
**Additional power  
seat**  
IFR - right seat  
IFM - middle seat  
IFL - left seat

# DANA

## with tufting 52362



Effective: 03/26/2017



- 1. Frame:**  
Consists of hardwood and top-grade 3/4" plywood
- 2. Legs:**  
Standard wooden leg - F104 (available in all wood finishes)
- 3. Lower suspension:**  
No-sag springs
- 4. Seat:**  
Coil springs encased in high density polyurethane foam and dacron
- 5. Back suspension:**  
Elastic webbing
- 6. Back:**  
High density polyurethane foam and dacron

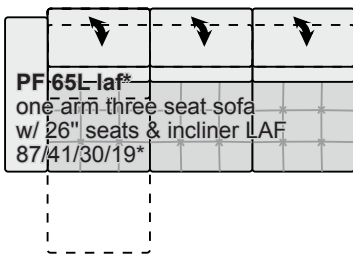
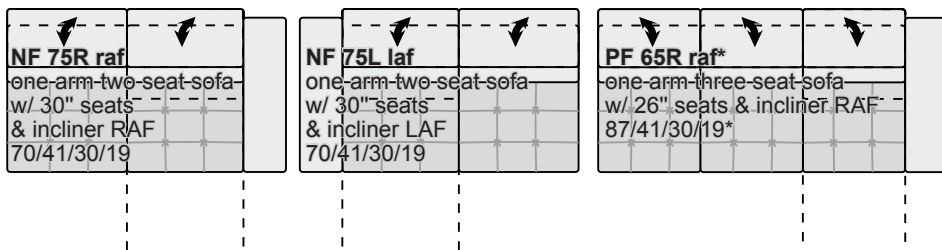
**Cupholder color options:**  
\*Standard silver cupholder  
\*\*Optional black cupholder

**Additional information:**  
Contrast stitching available. Please refer to samples. Two-tone combinations not available.

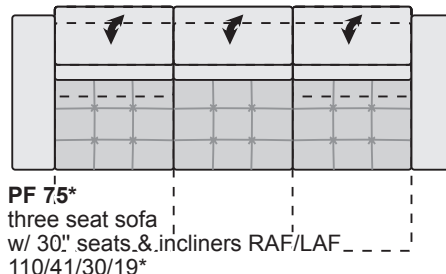
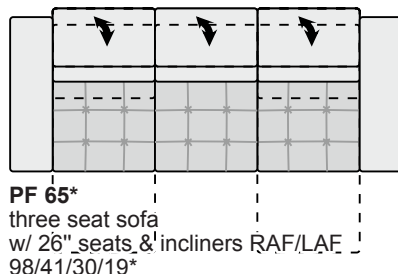
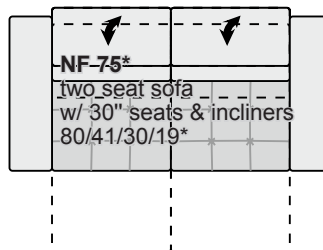
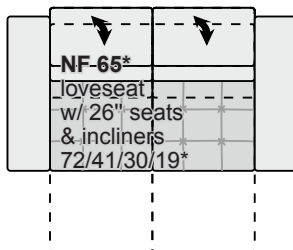
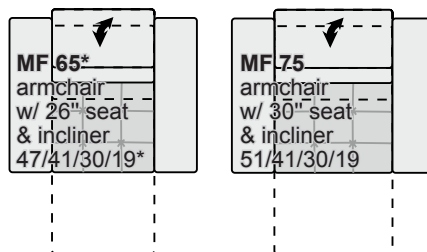


**W.SCHILLIG**

### Sectional pieces with incliner:



### Freestanding pieces with incliner:




**\*\*All skus with "F" (function) include power.**


**\*\*A manual incliner is not available.**

Total depth fully inclined: 61"

All measurements are approximate: width/depth/height/seat height. Seat depth 22", arm height 25", arm width 11". Line drawings are in 1/4" scale.



**Rechargeable battery pack**  
BU36 - RAF  
BU30 - middle  
BU37 - LAF



**Additional power seat**  
IFR - right seat  
IFM - middle seat  
IFL - left seat