

# CHIARA

## 30001



Effective: 04/14/2016


### 1. Frame:

Consists of hardwood and top-grade 3/4" plywood covered in high density polyurethane foam and dacron

### 2. Legs:

Standard polished stainless steel leg - F105  
Optional wooden legs - F131 and F132  
(available in all wood finishes)

#### F105



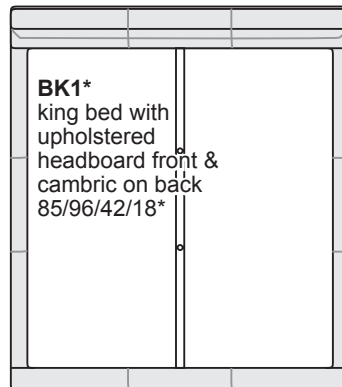


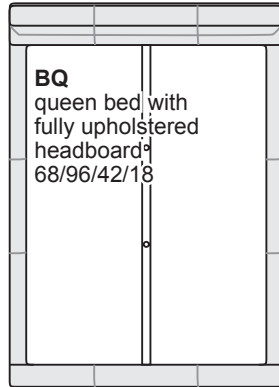
#### F131



#### F132



## Freestanding pieces:



### Additional information:

Contrast stitching available.  
Please refer to samples.  
Two-tone combinations not available.



W.SCHILLIG

\*Bed slats must be ordered separately. (Queen slats - SQ / King slats - SK)

All measurements are approximate: width/depth/height.  
Line drawings are in 1/4" scale.