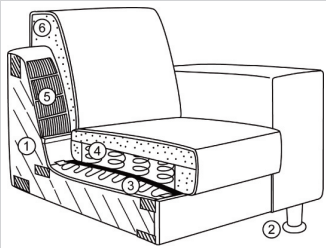


BENITO II

52952



Effective: 04/20/2017



- 1. Frame:**
Consists of hardwood and top-grade 3/4" plywood
- 2. Legs:**
Standard metal runner - F12
Optional wooden runner - F134 (available in all wood finishes)
Optional wooden legs - F100, F131 and F132 (available in all wood finishes)
Optional metal legs - F69 & F70
- 3. Lower suspension:**
No-sag springs
- 4. Seat:**
Coil springs encased in high density polyurethane foam and dacron
- 5. Back suspension:**
Elastic webbing
- 6. Back:**
Ticking pillow filled with fiber balls

F12 F134 F100


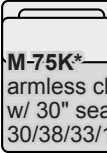
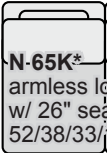
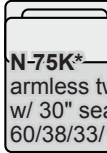
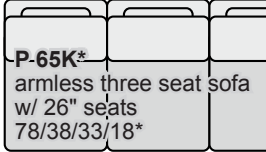
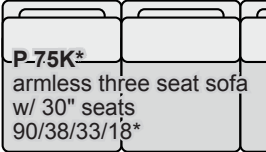
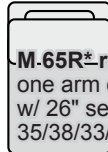
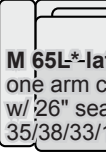
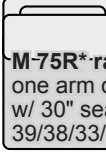
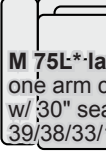
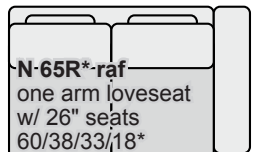
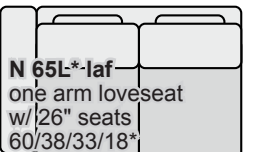
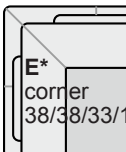
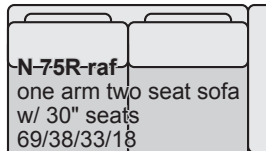
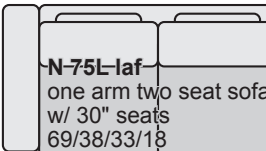
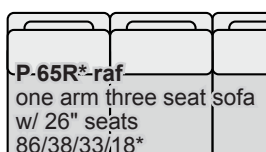
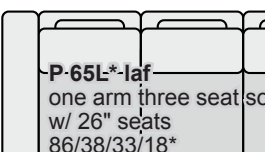
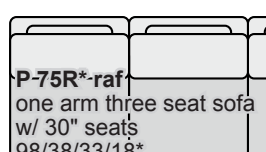
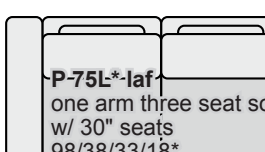


F131 F132 F69 F70



Additional information:
Contrast stitching available.
Please refer to samples.
Two-tone combinations available.

Sectional pieces:

 M-65K* armless chair w/ 26" seat 26/38/33/18*	 M-75K* armless chair w/ 30" seat 30/38/33/18*	 N-65K* armless loveseat w/ 26" seats 52/38/33/18*	 N-75K* armless two seat sofa w/ 30" seats 60/38/33/18*
 P-65K* armless three seat sofa w/ 26" seats 78/38/33/18*	 P-75K* armless three seat sofa w/ 30" seats 90/38/33/18*		
 M-65R* raf one arm chair w/ 26" seat 35/38/33/18*	 M 65L* laf one arm chair w/ 26" seat 35/38/33/18*	 M-75R* raf one arm chair w/ 30" seat 39/38/33/18*	 M 75L* laf one arm chair w/ 30" seat 39/38/33/18*
 N-65R* raf one arm loveseat w/ 26" seats 60/38/33/18*	 N 65L* laf one arm loveseat w/ 26" seats 60/38/33/18*	 E* corner 38/38/33/18*	
 N-75R raf one arm two seat sofa w/ 30" seats 69/38/33/18	 N-75L laf one arm two seat sofa w/ 30" seats 69/38/33/18		
 P-65R* raf one arm three seat sofa w/ 26" seats 86/38/33/18*	 P-65L* laf one arm three seat sofa w/ 26" seats 86/38/33/18*		
 P-75R* raf one arm three seat sofa w/ 30" seats 98/38/33/18*	 P-75L* laf one arm three seat sofa w/ 30" seats 98/38/33/18*		

All measurements are approximate: width/depth/height/seat height.
 Seat depth 22", arm height 23", arm width 9".
 Line drawings are in 1/4" scale.



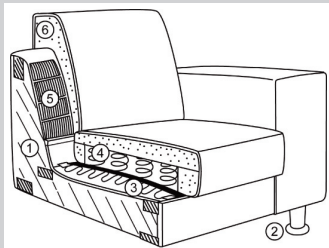
W.SCHILLIG

BENITO II

52952



Effective: 04/20/2017



- 1. Frame:**
Consists of hardwood and top-grade 3/4" plywood
- 2. Legs:**
Standard metal runner - F12
Optional wooden runner - F134
(available in all wood finishes)
Optional wooden legs - F100, F131 and F132 (available in all wood finishes)
Optional metal legs - F69 & F70
- 3. Lower suspension:**
No-sag springs
- 4. Seat:**
Coil springs encased in high density polyurethane foam and dacron
- 5. Back suspension:**
Elastic webbing
- 6. Back:**
Ticking pillow filled with fiber balls

F12 F134 F100



F131 F132 F69 F70

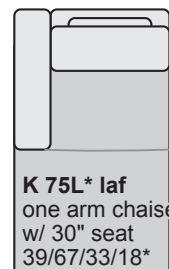
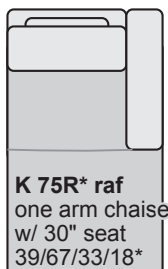
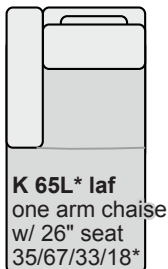
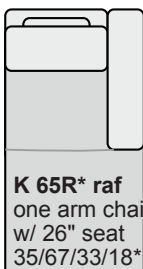
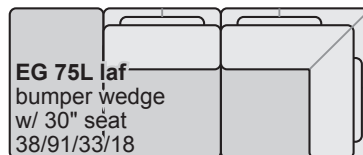
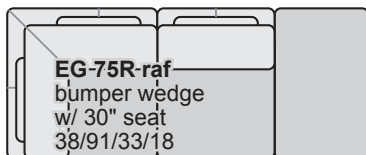
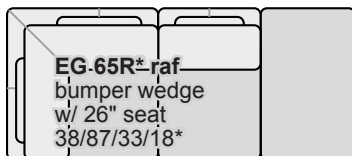


Additional information:
Contrast stitching available.
Please refer to samples.
Two-tone combinations available.


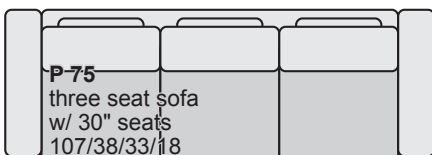
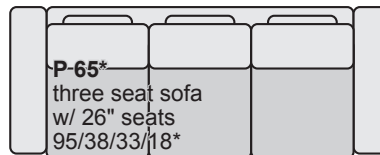
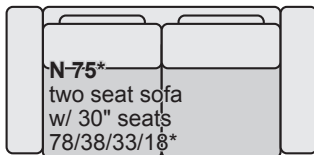
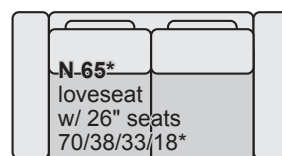
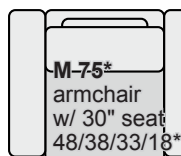
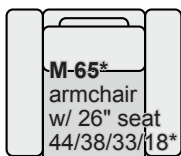


W.SCHILLIG

Sectional pieces:



Freestanding pieces:



All measurements are approximate: width/depth/height/seat height.
Seat depth 22", arm height 23", arm width 9".
Line drawings are in 1/4" scale.